

United Nations Economic Commission for Europe**United Nations Children's Fund****Expert meeting on statistics on children**

Geneva, Switzerland, 4–6 March 2024

Item 8 of the provisional agenda

Integration of administrative and survey data on children towards policies for the child wellbeing in Türkiye**Note by Turkish Statistical Institute****Abstract*

Turkish Statistical Institute (TurkStat) compiles recent data/statistics relevant to child population from different data sources and presents them with a special press release and e-publication annually within the scope of April 23rd Turkish National Sovereignty and Children's Day.

Additionally, users can produce dynamic tables from Turkstat's Central Dissemination System in various topics. Data sources of all these products are administrative registers, regular household surveys and censuses. The administrative data are collected from the ministries such as the Ministry of National Education, Ministry of Health, Ministry of Family and Social Services, Ministry of Interior, Ministry of Justice.

By inclusion of child related data topics in the 12th National Development Plan, cooperation with all relevant line ministries will increase to maximize TurkStat's experience on use of administrative data.

TurkStat, conducted "Türkiye Child Survey, 2022" in collaboration with the Ministry of Family and Social Services and UNICEF Türkiye to obtain information that cannot be got from administrative registers. Aim of the survey is to compile recent data relevant to child population, to define data gaps and to produce internationally comparable statistics from the survey results.

By conducting the Türkiye Child Survey, the first of its kind, TurkStat has generated data on children for all social sectors, including education, early childhood development, health, disability, schooling life and child rights. First results were released in March 2023 and microdata was disseminated in July 2023.

*Prepared by Melike Karakoç

NOTE: The designations employed in this document do not imply the expression of any opinion whatsoever on the part of the Secretariat of the United Nations concerning the legal status of any country, territory, city or area or of its authorities, or concerning the delimitation of its frontiers or boundaries.

I. Introduction

1. By the end of 2023, the population of Türkiye is about 85,4 million, and the child population in the age group of 0-17 is about 22 million. The proportion of child population is 26% of the total population. In addition, the proportion of households with at least one child is 44%, and every year about 1 million babies born alive.
2. Türkiye is in the process of demographic transition, which is called the global aging process. Türkiye's shape of age structure changed with advances in public health, better living conditions and increases in welfare level along with decreasing rates of fertility and mortality.
3. The proportion of children and youth in the total population is decreasing, whereas the proportion of older people in the total population is increasing. But Türkiye still has a young population. It is seen that the proportion of child population of Türkiye is higher than that of developed countries and EU member countries.
4. It is very important to produce statistics on socio-demographic characteristics of children in order to develop policies on child welfare and monitor existing policies in all areas, health, nutrition, housing, education, etc.

II. Studies on child statistics

5. Turkish Statistical Institute (TurkStat) compiles recent data/statistics relevant to child population from different data sources; administrative registers, regular household surveys and censuses, and presents them with a special press release and e-publication annually within the scope of April 23rd Turkish National Sovereignty and Children's Day. In addition, data on socio-demographic characteristics of the child population, including education, health status, nutritional status, housing, information and communication technology usage, poverty, labour force participation, etc. are presented via 'Child Statistics Database' throughout the website of TurkStat.
6. One of the most important data sources on statistics on children is administrative registers. TurkStat produces statistics from administrative registers with 3 different methods. The first method is to publish statistics from summary tables directly requested from the administrative registers of relevant ministries. The second method is to access data through web services from relevant ministry accordance with the bilateral protocol, ensure that statistical standards, and analyse and convert them into statistics. The other method is to produce statistics obtained from the administrative registers of the relevant ministries by matching data by using the identification number.
7. It is very important that administrative records enable the elimination of problems in statistical production by following monthly and daily changes in data flow and provide regular information production (annual, monthly, etc.). It is also convenient in terms of labour and cost savings and in terms of obtaining more complete and higher quality data. Obtaining regular and timely information in order to carry out demographic and social studies, implement plans and programmes, and formulate policies is also very important in

terms of ensuring sustainability. For all these reasons, it is important to use administrative data in statistics on children.

8. Demographic statistics on the child population by age, sex, nationality, place of birth and usual residence and the number of households having children, size of household by number of children, child marriages, internal migration, etc. are obtained from the results of the Address Based Population Registration System that provide annual information from the population registers of the Ministry of Interior, General Directorate of Civil Registration and Nationality. Information on gross and net enrollment rates, completion rates by level of education, number of teachers, number of classrooms, etc. are produced from the administrative registers of the Ministry of National Education.
9. TurkStat is studying on completeness and quality of birth and death registers in the collaboration of the Ministry of Interior, General Directorate of Civil Registration and Nationality and the Ministry of Health within the scope of the Official Statistical Programme. TurkStat attaches great importance to this issue. Birth registration is the fundamental right to get citizenship and the use of public services. Information on number of births, number of infant and child deaths, causes of death and related fertility and mortality indicators are produced from the population registers, and the e-Birth records and Death Declaration System of Ministry of Health.
10. Information on immunization, paediatric diseases, birth method, etc. are received from the registers of the Ministry of Health in statistical table format and published.
11. In addition, information on the number of children in institutional care, number of foster families, number of children with foster parents and number of adopted children are received from the registers of the Ministry of Family and Social Services in statistical table format and published.
12. Information on incidents involving children received into security unit, number of children brought to security units as victims, convicts received into prison, etc. are received from the registers of the Ministry of Interior and the Ministry of Justice in statistical table format and published.
13. Household surveys, which are another data collection method, also makes a great contribution to child statistics. TurkStat produces statistics on children for the age group of 0-17 from different regular household surveys that are conducted by TurkStat in the line of the standards of EU; Income and Living Conditions Survey, Türkiye Health Survey, Household Labour Force Survey, Household Budget Survey, Survey on Information and Communication Technologies Usage. TurkStat also produces statistics on children from other national household surveys that are applied in five or ten year-interval; Türkiye Family Structure Survey, Time Use Survey, etc.
14. On the other hand, TurkStat conducted “Türkiye Child Survey, 2022”, the first of its kind, in collaboration with the Ministry of Family and Social Services and UNICEF Türkiye. By the survey, TurkStat has generated data on children for all social sectors, including education, early childhood development, health, disability, schooling life and child. The questionnaire of Türkiye Child Survey has many questions of MICS Multiple Indicator Cluster Surveys for international comparability.
15. Administrative records were also utilised in the survey on designing stage. Sampling methodology of the survey was designed according to the households having at least one child in the age group of 0-17. In addition, the results obtained from the questions on “disability” and “number of children whose mother and/or father died” were compared with

population registers in the analysis stage. It was observed that consistent results were obtained.

III. Some results from the Türkiye child survey

16. In the scope of the Türkiye Child Survey, information about 14 thousand 705 children in the 0-17 age group living in the selected households was obtained from the mothers (from the household member where the primary caregiver is father, grandmother, aunt, etc. in cases where the mother does not live in the same house or is not alive, etc.). Information on education, living conditions, early childhood development, health, disability, child functionality, quality of school life, parent involvement, breastfeeding and nutrition, social and cultural participation and child discipline have been compiled from mothers/primary caregivers for each child in the 0-17 age group.
17. Also, a separate questionnaire was administered to 4 072 children in the 13-17 age group, and information on life satisfaction, school life, children's rights and child participation was compiled.
18. The results of the research outlines several findings.
19. When the children who have great difficulty or who cannot do it at all in the relevant functional domain were examined, the proportion of children in the 5-17 age group who were reported to have difficulty seeing was 1.0%, the proportion of children in the same age group who were reported to have difficulty in hearing was 0.2%, and the proportion of children in the same age group who were reported to have difficulty in walking was 1.1% and the proportion of children who have difficulty in self-care was 0.9% which was stated by their mothers/primary caregivers.
20. In the 5-17 age group children, the proportion of children who were reported to have difficulties in communicating was 0.8%, the proportion of children who were reported to have difficulties in learning was 1.5%, the proportion of children who were reported to have difficulties in remembering was 1.1%, the proportion of children were reported to have difficulties in concentrating was 1.4% which was stated by their mothers/primary caregivers. The proportion of children who were reported to have difficulties in accepting the change was 2.1%, the proportion of children who were reported to have difficulties in controlling behaviour was 1.6%, and the proportion of children who had difficulty in making friends was 2.1% which was stated by their mothers/primary caregivers.
21. While the proportion of children in the 5-17 age group who was experiencing anxiety every day was 7.3%, the proportion of children in the same age group who was feeling depressed every day was 4.7% which was stated by their mothers/primary caregivers.

Table 1
Proportion of children aged 5-17 with functional difficulties, 2022

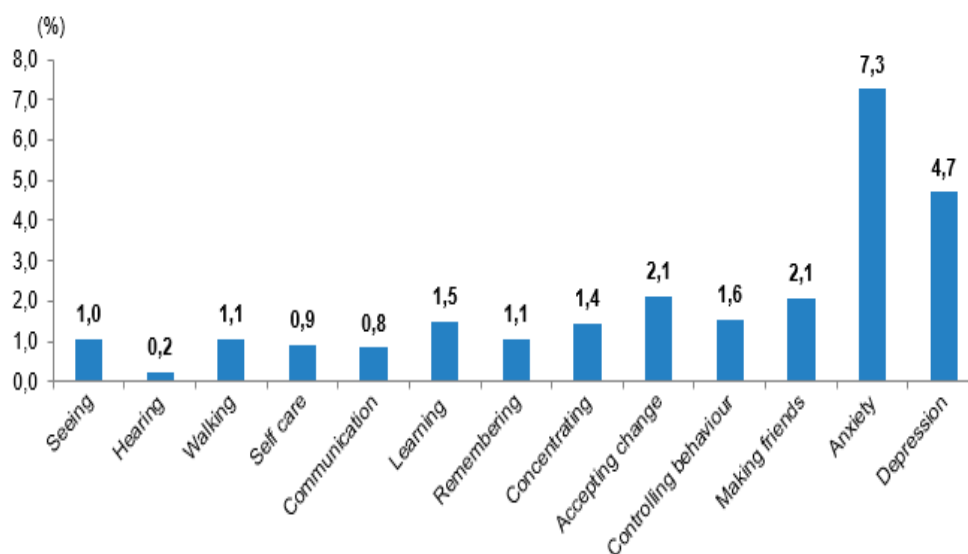
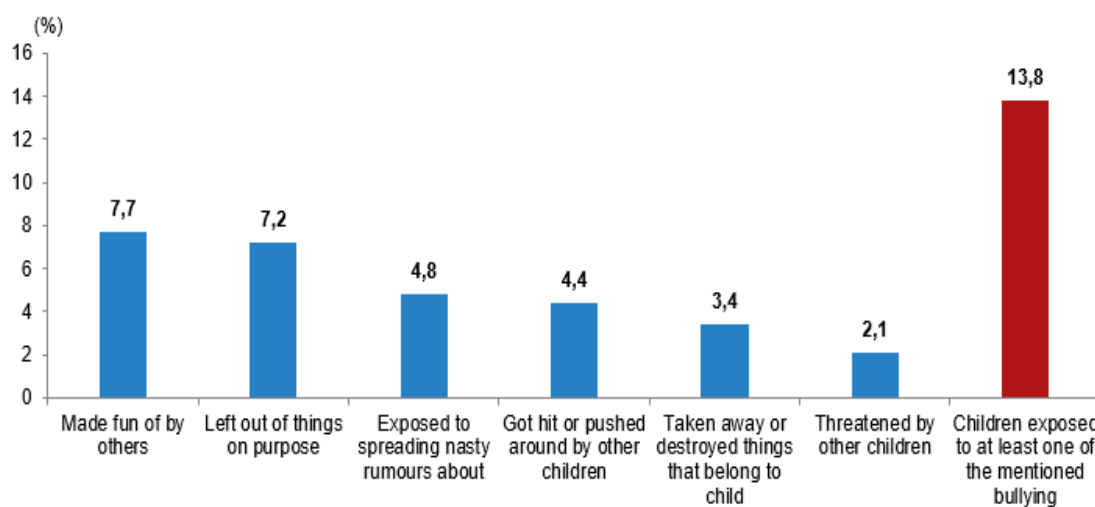


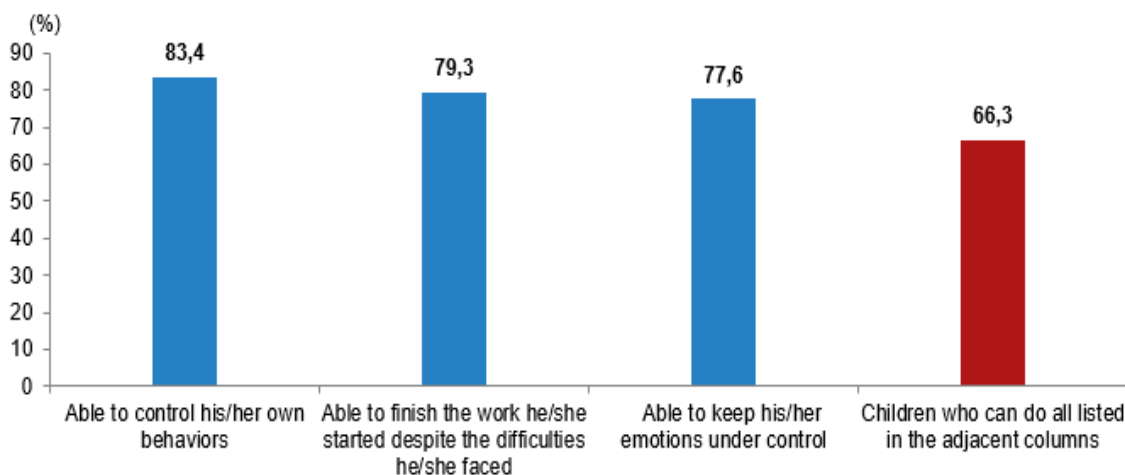
Table 2
Proportion of children aged 6-17 who have been bullied by other children by type of bullying, 2022



22. The proportion of children aged 6-17 who were bullied by other children at least a few times a month was 13.8%, which was stated by their mothers/primary caregivers.
23. While the proportion of children in the 6-17 age group who were deliberately excluded by their peers at least a few times a month was 7.2% which was stated by their mothers/primary caregivers, the proportion of the children in the same age group who were teased by their peers at least a few times a month was 7.7%.
24. While the proportion of children aged 6-17 which was stated that they were exposed to the spread of bad rumours by other children at least a few times a month was 4.8%, the proportion of children in the same age group which was stated that they were hit and pushed by their peers at least a few times a month was 4.4%.

25. While the proportion of children aged 6-17 which was stated that their belongings were taken or destroyed by other children at least a few times a month was 3.4%, the proportion of children in the same age group which was stated that they were threatened by other children at least a few times a month was 2.1%.

Table 3
Children's social and emotional skills, 2022



26. The proportion of children aged 6-17 who were able to control their behaviour which was stated by their mothers/primary caregivers was 83.4%. While the proportion of girls in the 6-17 age group which was stated that they could control their behaviours was 85.3%, the proportion of boys in the same age group was 81.7%.
27. While the proportion of children in the 6-17 age group who were able to finish the work they started despite the difficulties they faced was 79.3%, the proportion of the children in the same age group who were able to keep their emotions under control was 77.6%, which was stated by their mothers/primary caregivers. The proportion of children aged 6-17 who were able to control their behaviour, finish the work they started and keep their emotions under control was 66.3%.
28. It was seen that the proportion of children which was stated that they were able to control their behaviour, finish the work they started and keep their emotions under control increased with age. While this proportion was 45.8% in children with functional difficulties, it was 69.6% in children without functional difficulties.

IV. Conclusion

29. The necessity of compiling data for policies to be formulated on children, that covers prioritisation of policies and their monitoring, has been included in the "12th National Development Plan 2024-2028". Cooperation of TurkStat with all institutions, especially ministries, which have authority in this field will be increased. Thus, TurkStat's experience in the use of administrative data will be maximised. Besides, TurkStat will continue its collaboration with UNICEF together with line ministries to improve the quality of administrative data as well as to increase the availability of more internationally comparable

statistics on children. TurkStat will continue the studies on producing reliable and qualified statistics by increasing the completeness and quality of registers and improving the variety of statistics on children within the scope of the Official Statistical Programme.